

## Frequently Asked Questions - FairEntry.com

### ✿ Where do I find my log-in information?

- 4-H Members:
  - Sign in to <https://fairentry.com/Fair/SignIn/18100> using your 4-H Online log-in information, if you do not know your 4-H Online information, contact Danielle [Combs.311@osu.edu](mailto:Combs.311@osu.edu).
    - To Access 4-H Online now and in the future please visit:  
<https://4honline.com/#/user/sign-in>
    - Login is: [your](#) email
    - Password Same password as your previous 4-honline account. Or hit reset password.
    - You should be able to reset your password using your email listed. Save this password as you will use it for future logins with 4-HOnline and Fair Entry.)
- FFA, Scouts, and FCCLA Members
  - Sign in to <https://fairentry.com/Fair/SignIn/18100>
  - If you are also a 4-H member, use the directions above, and you will be able to choose other organizations once you are signed in.
  - If you are ONLY a member of FFA, Scouts, or FCCLA, sign in by making a Fair Entry account.
- 

### ✿ Will there still be an entry day?

- No, this online registration will take the place of entry day. If you need help registering, you can contact Kaley Fannin.
- Also, Kaley will have open office hours if you would prefer to get her help in person.

### ✿ When can I submit entries and when are they due?

- Entries are currently being accepted and the deadline is July 15<sup>th</sup>. Late entries will be accepted July 15-31<sup>st</sup> with an additional late fee.

### ✿ How do I register different projects in different organizations?

- Follow the prompts to choose the department and division, then you should be asked to choose a club/chapter in which your project will be completed through. Be sure your projects are entered with your correct organization.



- ✿ **What do the UPPERCASE departments mean?**
  - All UPPERCASE departments are for Senior Fair competitions.
- ✿ **What do the departments that start with Jr. mean?**
  - Any department starting with “Jr.” means that it is a Junior Fair department.
- ✿ **What do departments that start with 4-H mean?**
  - Any department name starting with “4-H” is ONLY for 4-H members, no other organizations are eligible for these projects.
- ✿ **How do I find my specific Special Interest or Summer Judging Projects on FairEntry.com?**
  - All FCS projects can be found in the 4-H Summer Judging, 4-H Food, 4-H Clothing, and 4-H Special Interest departments. Please be aware that even if a project is considered summer judging but is a food project, it will be in the 4-H Food department, etc.
- ✿ **How do I add an animal to my entry?**
  - After you have chosen the department, division, and club/chapter, you will be prompted to select or add an animal to that specific project for livestock project entries.
- ✿ **What if I am not 100% sure that I am going to bring this project to the fair?**
  - Even if you are not 100% sure you will complete the project, you should register for it. This is to ensure that you can compete with your project if you decide to, otherwise you will not be eligible to compete.
- ✿ **Do I need to sign up for showmanship on FairEntry.com?**
  - Yes, if there is any chance you will show in showmanship, please submit an entry for it.
- ✿ **What if I do not have a tag number for my livestock project?**
  - If you are prompted with a question asking for the tag number, and you do not have it, please enter the number 1. If you are not sure which animal you will bring to the fair and have 2, you can put 2 as the tag number for the second animal.
- ✿ **How do I submit purebred papers for livestock?**
  - If you enter a purebred animal, it will prompt you to upload a copy of their papers. This must be done by July 15<sup>th</sup>, or the animal will be shown in a crossbred class.
- ✿ **Where do I put the 840 (EID) tag number for breeding gilts?**
  - All breeding gilts need to have an 840 (EID) tag, and the tag number should be entered as the premise ID (Farm tag) when completing entries.



✿ **Why is it showing that I have an invoice?**

- All Jr. Fair entries are free, but you will need to click continue to payment to submit your entries. It will not require any form of payment. It will only show a balance when trying to submit your entries if you are registering in Sr. Fair departments.

✿ **How do I submit my entries?**

- Once you have reviewed your entries, bypassed the payment method, and agreed to the terms, you can submit. Kaley will review all entries and either approve or reject them. A confirmation email will be sent, and another email will be sent to you if your entries are rejected.

✿ **Can I sign up for Nutrition Bowl, Sewing Challenge, Baking Contest, and Demonstration Contest on FairEntry.com?**

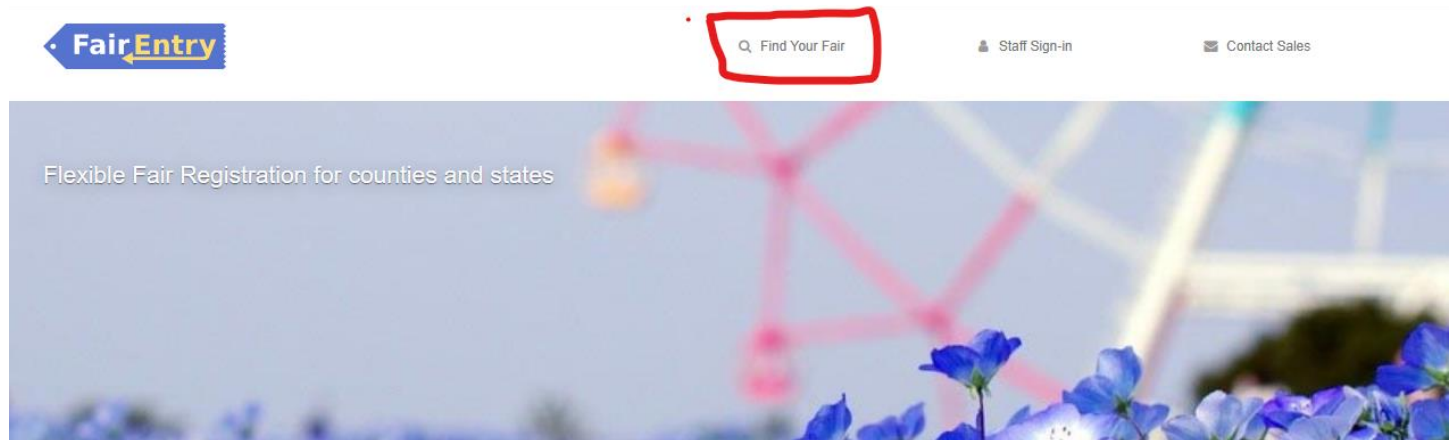
- Yes, you can sign up for these events on FairEntry.com, but we will continue to accept the paper forms, turned into the Highland County Extension Office by August 29<sup>th</sup>, 2023.

✿ **If you have more questions, contact Kaley at (937) 205-5034, [highlandcojrfair@yahoo.com](mailto:highlandcojrfair@yahoo.com), or visit this website [Entry Time – FairEntry Help Center \(zendesk.com\)](#)!**



Go to fairentry.com

Click on Find Your Fair



Search by keyword: Highland Then click search  
Or you can scroll down to Ohio and Click on 2023 Highland County Fair



## Find Your Fair

Search by keyword (Optional)	<input type="text" value="highland"/>
Sorted by	<div>State</div>
Filter by State	<div>ALL</div>
<a href="#">Select a State from the Map</a>	
<div>Search</div>	

2023 Hartford Fair
August 06 - August 13, 2023
2023 Henry County Junior Fair
August 10 - August 17, 2023
2023 Highland County Fair
September 03 - September 09, 2023
2023 Holmes County Jr Fair
August 07 - August 12, 2023

If you are a 4-H member, please use your 4-H Online username and password. (4-H members that also have FFA projects, use your 4-H Online sign-in)

If you are a FFA or FCCLA member, you will need to create a Fair Entry account, see picture below.


## 2023 Highland County Fair

Registration is currently Open

Registration dates: 9/5/2022 - 7/31/2023

Exceptions may apply [View Details](#)

### 4-H Exhibitor and 4-H Staff Sign-In




Sign In with 4HOnline

or

### FairEntry Exhibitor, Staff Sign-In

If you don't have a 4HOnline account, sign-in with your FairEntry account:



Email

Password

Sign In with FairEntry


[Forgot your password?](#)

[Not in 4-H Online and need to create a FairEntry exhibitor account?](#)

[Register as a New Buyer](#)

Once you get logged in, it will show you this page. Click begin registration.

## 2023 Highland County Fair



# Welcome!

We noticed you haven't yet registered for the fair.

[Go To Dashboard](#) [Begin Registration](#)

You will want to register an individual. Click Individual.

2023 Highland County Fair

k\_fannin15@yahoo.com


Exhibitors

Entries

Payment

\$0.00


Do you want to register an **Individual**?

 Individual

If you already have an account (like the one below) you would select the exhibitor but if you do not have any exhibitors listed, you will need to create an exhibitor from scratch.


New Individual Exhibitor

Select an Existing person to continue...



**Fannin, Munroe**  
8/02/2003 - Age 19

- OR -

 Create an Exhibitor From Scratch

Cancel

Continue


If you are creating an exhibitor from scratch you will need to put in their First and Last name, Date of Birth, and Gender then click continue.

New Individual Exhibitor


**First Name**  
(Required)

**Last Name**  
(Required)

**Date of Birth**  
(Required)



**Gender**  
(Required)

 The form is incomplete

Cancel

Continue

Then you will enter in the Home Phone Number, Email address, cell phone number. Then click continue.

2023 Highland County Fair

k\_fannin15@yahoo.com

Exhibitors

Entries

Payment

\$0.00

Fannin, Munroe

8/02/2003

#2

Delete this Exhibitor

1

2

3

4

5

Personal Details

Contact Info

Address

Questions

Review

Contact Info

Home Phone Number

(Required)

This field is required

Format: ###-###-#### or #####

Email Address

(Optional)

mfannin11@yahoo.com

Format: name@website.com

Cell Phone Number

(Optional)

Format: ###-###-#### or #####

Specify your cell phone number (and cell phone provider) if you want to receive SMS Text messages about your FairEntry records.

Cell Phone Carrier

(Optional)

The form is incomplete. Please complete the form.

Continue

Then you will enter your correct address and then click continue.

2023 Highland County Fair

k\_fannin15@yahoo.com

Exhibitors

Entries

Payment

\$0.00

Fannin, Munroe

8/02/2003

#2

Delete this Exhibitor

1

2

3

4

5

Personal Details

Contact Info

Address

Questions

Review

Address

The exhibitor's address is very important!  
If this exhibitor will be receiving checks from the fair, those checks will be mailed to the address entered here.

7971 New Vienna Road  
Hillsboro, OH  
45133

Copy

Address

(Required)

This field is required

Address continued

(Optional)

City

(Required)

This field is required

State

(Required)

Ohio

Postal Code

(Required)

This field is required

Continue

Answer any questions that may be asked. Click continue if there are none.

2023 Highland County Fair

k\_fannin15@yahoo.com

Exhibitors

Entries

Payment

\$0.00

Fannin, Munroe

8/02/2003

#2

Delete this Exhibitor

Personal Details

Contact Info

Address

Questions

Review

Questions

There are no questions to answer.

Continue

Review all the information that is listed. Click continue to entries.

2023 Highland County Fair

k\_fannin15@yahoo.com

Exhibitors

Entries

Payment

\$0.00

Fannin, Munroe

8/02/2003

#2

Delete this Exhibitor

Personal Details

Contact Info

Address

Questions

Review

Please review the exhibitor registration.

Continue to Entries

Personal Details

Edit

First Name	Munroe
Last Name	Fannin
Birthdate	8/02/2003
Gender	

Contact Info

Edit

Email	mfannin11@yahoo.com
Home Phone	937-515-9509
Cell Phone	937-515-9509
Cell Phone Carrier	

Address

Edit

10630 Jones Road  
Hillsboro, OH  
45133

Additional Questions

There are no questions or answers.



You will click the button that says Add an Entry.

2023 Highland County Fair

k\_fannin15@yahoo.com

Exhibitors

Entries

Payment


\$0.00

There are 0 entries belonging to 1 exhibitor in this invoice.

Register another Exhibitor

Everything looks good!

Continue to Payment

 Fannin, Munroe  
0 Entries

Add an Entry

There are Sr and Jr Fair Departments for our Fair. The ones listed below are the Jr Fair Departments. You will need to select which one you will be entering. For this example, we are going to use Jr Beef Cattle. You would select Jr Beef Cattle.

4-H Clothing	Select
4-H Food	Select
4-H Special Interest	Select
4-H Summer Judging	Select
Baking Contest	Select
Family & Consumer Science	Select
FCCLA	Select
Jr. Alpaca/Llama	Select
Jr. Beef Cattle	Select
Jr. Dairy Cattle	Select
Jr. Dog	Select
Jr. Fair Demonstrations	Select
Jr. Farm Shop	Select

Jr. Flowers and Plants	Select
Jr. Goat	Select
Jr. Horses	Select
Jr. Horticulture	Select
Jr. Photography	Select
Jr. Poultry	Select
Jr. Rabbit	Select
Jr. Sheep	Select
Jr. Swine	Select
Livestock Judging	Select
Nutrition Bowl	Select
Scouts	Select
Sewing Challenge	Select

You will need to select which section you are entering for, if you are entering for multiple sections, you will come back for each entry. This exhibitor is going to select Feeder Calf.

Choose Department and Division

Department

Jr. Beef Cattle

Change

Beef Breeding

Select

Beef Showmanship

Select

Feeder Calf

Select

Market Beef

Select

Cancel

Choose

Then you will select the green Choose button.

### Choose Department and Division

Department	Jr. Beef Cattle	<a href="#">Change</a>
Division	Feeder Calf	<a href="#">Change</a>

[Cancel](#)[Choose](#)

You would then select feeder calf (if not county born and bred) or if it is County Born and Bred Select the 2<sup>nd</sup> one. Then click select.

### 2023 Highland County Fair

Exhibitors

Entries

Payment

Starting an Entry

Department	Jr. Beef Cattle	<a href="#">Change</a>
Division	Feeder Calf	<a href="#">Change</a>
<b>i</b> Select a Class to continue		
01: Feeder Calf	<a href="#">Select</a> ➔	
02: Co Born & Bred Feeder Calf	<a href="#">Select</a> ➔	

This one selected Feeder Calf. Then select Continue.

Starting an Entry

Department	Jr. Beef Cattle	<a href="#">Change</a>
Division	Feeder Calf	<a href="#">Change</a>
Class	01: Feeder Calf	<a href="#">Change</a>

[Continue](#) ➔

Then you will need to select the correct Chapter/Club. Then Continue.

Entry #1

Fannin, Munroe

8/02/2003

#2

Department

Jr. Beef Cattle

Division

Feeder Calf

Class

01: Feeder Calf

✖ Delete this Entry

1

Club/Chapter

2

Animals

3

Questions

Club/Chapter

Please select the 4-H Club or FFA Chapter that is associated with this entry.

Selected Club: None

Suggested Club: (Last Club Selected)

Select this Club

Search...

☐

Fairfield FFA

FFA

☐

Hillsboro FFA

FFA

☐

Lynchburg Clay FCCLA

Other

☐

Lynchburg Clay FFA

FFA

☐

McClain FFA

FFA

☐

Mowrystown FFA

FFA

6 total clubs are available

Note: no more than 50 clubs are shown at once, so use the search feature to find your club.

Continue

You will need to add an animal.

Entry #1

Fannin, Munroe

8/02/2003

#2

Department

Jr. Beef Cattle

Division

Feeder Calf

Class

01: Feeder Calf

✖ Delete this Entry

✓

Club/Chapter

2

Animals

3

Questions

Entry Animals

There is no animal in this slot

Add an animal

Continue

Click Enter a New Animal Record.

Adding an Animal

☰ Choose an Existing Animal Record

OR

✎ Enter a New Animal Record

Cancel

Select the drop down and select Feeder Calf. Select if it's male or female. Then put the tag number in.

**\*\*If you do not have your tag number or do not know which animals you are bringing to the fair, you can put Tag 1 in the Tag Number section. (if you are bringing 2 feeders (or whichever animal) you can also put Tag 2 on the second animal if you tagged multiple or family animals).**

**Adding a New Animal**

Animal Type

Feeder Calf

County Raised

☐

Sex

☐ Male

☐ Female

Tag \*

Cancel

Create and Add Animal

You will need to select if you took Quality Assurance. All exhibitors taking a market project should have taken QA. For the BEEF DEPARTMENT, you will need to select your shirt size for Kim.

Questions

1. Have you taken Quality Assurance?

\*Required

☐ Yes

☐ No

2. What is your shirt size? (Beef kids get a shirt)

\*Required

Preference #1

☐ YL

☐ YXL

☐ AS

☐ AM

☐ AL

☐ AXL

Continue

If you need to add another animal/entry, you will need to select Add another Entry.

What do you want to do next?

For Munroe Fannin:

+ Add another Entry

+ Register another Exhibitor

Everything looks good!

+ Continue to Payment

If it's in the same department then you can click change in the division or if you need to go to a different department you can change the department. For this example, we'll stay in the Beef.

Choose Department and Division

Department	Jr. Beef Cattle	Change
Division	Feeder Calf	Change

Cancel

Choose

Going to select Beef Breeding and hit select.

Choose Department and Division

Department	Jr. Beef Cattle	Change
------------	-----------------	--------

Beef Breeding	Select ↕
Beef Showmanship	Select ↕
Feeder Calf	Select ↕
Market Beef	Select ↕

Cancel

Choose

Then click Choose.

Choose Department and Division

Department	Jr. Beef Cattle	Change
Division	Beef Breeding	Change

Cancel

Choose

You are going to select the breed you are bringing. Then click select.

Starting an Entry		
Department	Jr. Beef Cattle	<a href="#">Change</a>
Division	Beef Breeding	<a href="#">Change</a>
<i>i</i> Select a Class to continue		
01: Angus- Purebred	<a href="#">Select</a>	
02: Chiania- Papers	<a href="#">Select</a>	
03: Crossbred	<a href="#">Select</a>	
04: Gelbvieh- 3/4	<a href="#">Select</a>	
05: Gelbvieh Balancer- 1/4-3/4	<a href="#">Select</a>	
06: Hereford- Purebred	<a href="#">Select</a>	
07: Limousin- 3/4	<a href="#">Select</a>	
08: Lim Flex- 1/4-75% Limousin	<a href="#">Select</a>	
09: Maine Anjou- Brown Papers	<a href="#">Select</a>	
10: Mainetainer- Green Papers	<a href="#">Select</a>	
11: Shorthorn- 15/16 Purebred	<a href="#">Select</a>	
12: Shorthorn Plus- Appendix or 3/8 and have AR on papers	<a href="#">Select</a>	
13: Simmental- 7/8	<a href="#">Select</a>	
14: Simmental Influence- 1/2-3/4 Simmental	<a href="#">Select</a>	
15: All Other Breeds (AOB)- any breed or animal with papers not listed above	<a href="#">Select</a>	

Then you need to select the age of the animal. Then click select.

Starting an Entry		
Department	Jr. Beef Cattle	<a href="#">Change</a>
Division	Beef Breeding	<a href="#">Change</a>
Class	11: Shorthorn- 15/16 Purebred	<a href="#">Change</a>
<i>i</i> Select a Sub-Class to continue		
01: Junior Heifer- dropped Jan 1st thru May 30th of current year	<a href="#">Select</a>	
02: Winter Heifer- dropped Nov 1st thru Dec 31st of previous year	<a href="#">Select</a>	
03: Senior Heifer- dropped Sept 1st thru Oct 30th of previous year	<a href="#">Select</a>	
04: Summer Yearling- dropped May 1st thru Aug 31st of previous year	<a href="#">Select</a>	
05: Spring Yearling- dropped March 1st thru April 30th of previous year	<a href="#">Select</a>	
06: Junior Yearling- dropped Jan 1st thru Feb 28 of previous year	<a href="#">Select</a>	
07: Senior Yearling- dropped Sept 1st thru Dec 31st 2 years prior	<a href="#">Select</a>	
08: Bull Class- must be owned by exhibitor and born after May 1st of current year	<a href="#">Select</a>	

Then you will go through the process of entering a new animal record again.

If it is a purebred animal, you must upload your registration papers. If you don't upload them by the deadline, then they will get changed to the crossbred class. Then click continue.

Entry Files

Registration Papers (Must upload if showing registered animals)

Optional

No file uploaded

Select File

pdf doc docx jpg

Continue

Then once you are done, you will continue to payment. All Jr Fair entries are \$0.00. Click Continue.

1

2

3

Review

Payment Method

Confirm

Invoice

SummaryDetail

Individual Exhibitor: Munroe Fannin

\$0.00

Total: \$0.00

Continue

Click Continue.

✓

2

3

Review

Payment Method

Confirm

A payment method is not necessary because your invoice total is \$0.00.

Continue

You will need to click the box that you agree to the terms and agree with the statement that is listed. Then you will click Submit.



### One last step!

Agree to the terms below and press submit.

#### After you Submit

- Records will be locked to editing awaiting manager approval
- Your credit card will not be charged until a manager approves the records
- If the manager does not approve all the records, the amount charged to the credit card may be less than the amount cited here.

#### Payment Total

No payment is necessary

✓ Submit

#### Agree to Terms

I agree to the Highland County Fair's Code of Conduct, and I have read the Fair Rule Book and agree to abide by all the rules.

There are no refunds for entry fees.

The Highland County Fair is not responsible for any damages.

☐ I agree to the above statement

Once you click submit, the Jr Fair Coordinator will get an email/notification that you have submitted your entries. If you want to look at the status of them to make sure they get approved, click visit dashboard.



# Thanks!

Thank you for participating in 2023 Highland County Fair.

An email confirmation of your submission has been sent.

If the fair management finds any issues with your registration, you will receive another email.

Visit Dashboard

Sign out



This is what the dashboard looks like. You will get an email/notification once the projects are approved or need fixed.

Registration is currently Open

9/5/2022 - 7/31/2023 [details](#)

Your Current Invoice

Status: Submitted

This is your most recently submitted invoice. It has not yet been reviewed by a manager. You will only be able to edit these records if a manager sends the invoice back to you.

Summary

Detail

Individual Exhibitor: Munroe Fannin

\$0.00

Total: \$0.00

If you have additional exhibitors or entries to register, you must wait until the current invoice is approved and paid for.

Your Completed Invoices

These invoices are no longer editable by you.

Your Approved Records

These are all the records that have been approved by fair management (across all your invoices):

0

Exhibitors

0

Entries